


## Introductory sub-table (I)(a)

Name of the Company:	UMRED AGRO COMPLEX LIMITED		
Scrip Code, Name of the scrip, class of security:	519477		
Quarter ended:	31st March 2014		
<b>Partly paid-up shares:-</b>	<b>No. of partly paid-up shares</b>	<b>As a % of total no. of partly paid-up shares</b>	<b>As a % of total no. of shares of the company</b>
Held by promoter/promoter group	0	0.00	0.00
Held by public	0	0.00	0.00
<b>Total - D</b>	<b>0</b>	<b>0.00</b>	<b>0.00</b>
<b>Outstanding convertible securities:-</b>	<b>No. of outstanding securities</b>	<b>As a % of total no. of outstanding convertible securities</b>	<b>As a % of total no. of shares of the company, assuming full conversion of the convertible securities</b>
Held by promoter/promoter group	0	0.00	0.00
Held by public	0	0.00	0.00
<b>Total - E</b>	<b>0</b>	<b>0.00</b>	<b>0.00</b>
<b>Warrants:-</b>	<b>No. of warrants</b>	<b>As a % of total no. of warrants</b>	<b>As a % of total no. of shares of the company, assuming full conversion of warrants</b>
Held by promoter/promoter group	0	0.00	0.00
Held by public	0	0.00	0.00
<b>Total (D+E+F)</b>	<b>0</b>	<b>0.00</b>	<b>0.00</b>
<b>Total paid-up capital of the company, assuming full conversion of warrants and convertible securities [Grand Total (A+B+C)+ (D+E+F)]</b>	<b>8080600</b>	<b>100.00</b>	<b>100.00</b>

For UMRED AGRO COMPLEX LIMIT

  
 (ARVIND BAKDE)  
 COMPLIANCE OFFICER

## (1)(a) STATEMENT SHOWING SHAREHOLDING PATTERN

Name of the Company: UMRED AGRO COMPLEX LIMITED

Scrip Code: 519477

Quarter Ended on: 31st Mar 2014

Category Code	Category of Shareholders	Number of Shareholders	Total Number of Shares	Number of Shares held in dematerialised	Total shareholding as a percentage of total number of Shares		Shares Pledged or otherwise encumbered	
					VI As a %age of (A+B)	VII As a %age of (A+B+C)	VIII Number of Shares	IX As a Percentage (IX)= (VIII)/(IV) *100
<b>A</b>	<b>SHAREHOLDING OF PROMOTER AND PROMOTER GROUP</b>							
1)	<b>INDIAN</b>							
a)	Individuals/ Hindu Undivided Family	130	2268800	--	28.077	28.077	1091000	48.09
b)	Central Government/ State Government	0	0	--	0.000	0.000		
c)	Bodies Corporate(s)	4	3520000	--	43.561	43.561		
d)	Financial Institutions/ Banks	0	0	--	0.000	0.000		
e)	Any other	0	0	--	0.000	0.000		
e-i								
e-ii								
	<b>Sub-total (A) (1)</b>	<b>134</b>	<b>5788800</b>	<b>--</b>	<b>71.638</b>	<b>71.638</b>	<b>1091000</b>	<b>18.85</b>
2)	<b>FOREIGN</b>				0.000			
a)	Individuals/ Foreign Individuals	0	0	--	0.000	--		
b)	Bodies Corporate	0	0	--	0.000	--		
c)	Institutions	0	0	--	0.000	--		
d)	Any other	0	0	--	0.000	--		
d-i								
d-ii								
	<b>Sub- Total (A)(2)</b>	<b>0</b>	<b>0</b>	<b>--</b>	<b>0.000</b>	<b>--</b>		
	<b>Total Shareholding of promoter &amp; promoter group – (A)= (A)(1)+(A)(2)</b>	<b>134</b>	<b>5788800</b>	<b>--</b>	<b>71.638</b>	<b>71.638</b>		
<b>B</b>	<b>PUBLIC SHAREHOLDING</b>							
1)	<b>INSTITUTIONS</b>				0.000			
a)	Mutual Fund/ UTI	2	10200	--	0.126	0.126		
b)	Financial Institutions/ Banks	2	26800	--	0.332	0.332		
c)	Central Government/ State Government	--	0	--	0.000	--		
d)	Venture Capital Fund	--	0	--	0.000	--		
e)	Insurance Companies	--	0	--	0.000	--		
f)	Foreign Institutional Investors	1	19300	--	0.239	0.239		
g)	Foreign Venture Capital Investors	--	0	--	0.000	--	--	--
g)	Any other (Specify)		0		0.000			
g-i								
g-ii								
	<b>Sub-Total (B)(1)</b>	<b>5</b>	<b>56300</b>	<b>--</b>	<b>0.697</b>	<b>0.697</b>		

*Handwritten signature/initials*

2)	<b>NON INSTITUTIONS</b>				0.000		N.A	
a)	Bodies Corporate	31	389100	--	4.815	4.815		
b)	Individuals				0.000	0.000		
	I) Individual Shareholders holding nominal share Capital up to Rs. 1 Lakh	5538	1378800	--	17.063	17.063		
	II) Individual Shareholders holding nominal share Capital in excess of Rs. 1 Lakh	11	399300	--	4.941	4.941		
c	Any other (Specify)	0	0	--	0.000	--		
c-i	NRI	342	68300		0.845			
c-ii								
	Sub-Total (B)(2)	5922	2235500	--	27.665	27.665		
	Total Public Shareholding (B)= (B)(1)+(B)(2)	5927	2291800	--	28.362	28.362		
C	Shares held by custodians and against which Depository Receipts have been issued	0	0	--	0.000	--		
1	Promoters and Promoters	0	0	0	0.000	0	0	0
2	Public	0	0	0	0.000	0	0	0
	Sub-Total C							
	Grand Total (A)+ B)+ (C)	6061	8080600	--	100.000	100.000	1091000	13.50

For UMRED AGRO COMPLEX LIMITED

  
(ARVIND BAKDE)  
COMPLIANCE OFFICER

(1)(b) Statement showing holding of securities (including shares, warrants, convertible securities) of persons belonging to the CATEGORY "PROMOTERS AND PROMOTER GROUP

31st Mar 2014

Sr. No.	Name of the Shareholders	Total Number of Shares held		Shares pledged or otherwise encumbered			Details of warrants		Details of convertible securities		Total shares (including underlying shares assuming full
		Number of Shares	As a % of grand total (A) + (B)+(C)	Number of Shares	As % (VI)= (V)/(III)*100	As a %age of (A+B+C) of sub-clause (I)(a)	Number of warrants held	As a % total number of warrants of the same class	Number of convertible securities held	As a % total number of convertible securities of the same class	
I	II	III	IV	V	VI	VII	(VIII)	(IX)	(X)	(XI)	(XII)
	<b>Individual</b>										
	<b>Directors and their Relatives</b>										
1	Uday Shankar Kamat	378000	4.678	228000	60.32	2.82	0	0	0	0	0
2	Sangeeta Shankar Kamat	22000	0.272	22000	100.00	0.27	0	0	0	0	0
3	Salila Uday Kamat	86300	1.068	26300	100.00	0.33	0	0	0	0	0
4	Prakash Shankar Kamat	178900	2.214	78900	44.85	0.98	0	0	0	0	0
5	Anand Shankar Kamat	3500	0.043	--	--	--	0	0	0	0	0
6	Pallavi Anand Kamat	100000	1.238	--	--	--	0	0	0	0	0
7	Arvind Wamanrao Bakde	289200	3.579	259200	89.63	3.21	0	0	0	0	0
8	Bhamini Wamanrao Bakde	2600	0.032	--	--	--	0	0	0	0	0
9	Waman Domaji Bakde	12000	0.149	12000	100.00	0.15	0	0	0	0	0
10	Deorao Domaji Bakde	2500	0.031	--	--	--	0	0	0	0	0
11	Pradeep Wamanrao Bakde	3500	0.043	--	--	--	0	0	0	0	0
12	Sheela Arvind Bakde	9800	0.121	9800	100.00	0.12	0	0	0	0	0
13	Pravin Wamanrao Bakde	3000	0.037	--	--	--	0	0	0	0	0
14	Asha Deorao Bakde	1000	0.012	--	--	--	0	0	0	0	0
15	Meenakshi pradeep Bakde	1000	0.012	--	--	--	0	0	0	0	0
16	Shrawan Govindrao Parate	139400	1.725	119400	85.65	1.48	0	0	0	0	0
17	Shakuntala Shrawan Parate	27100	0.335	27100	100.00	0.34	0	0	0	0	0
18	Shakuntala Shrawan Parate	12000	0.149	--	--	--	0	0	0	0	0
19	Abhay Shrawan Parate	38900	0.481	23900	61.44	0.30	0	0	0	0	0
20	Mangala Abhay Parate	5000	0.062	--	--	--	0	0	0	0	0
21	Pranay Shrawan Parate	42500	0.526	22000	51.76	0.27	0	0	0	0	0

*A. Bakde*



Sr. No.	Name of the Shareholders	Total Number of Shares held	Shares pledged or otherwise encumbered				Details of warrants		Details of convertible securities		Total shares (including underlying shares assuming full)
	<b>Associate of Promoters</b>										
22	Sunil Vasant Pedgaonkar	303000	3.750	143000	58.85	1.77	0	0	0	0	
23	Geeta Sunil Pedgaonkar	94300	1.167	94300	100.00	1.16	0	0	0	0	
24	Vasant Laxman Pedgaonkar	25100	0.311	25100	100.00	0.31	0	0	0	0	
25	Pushpa Rajaram Gaidhane	41000	0.507	--	--	--	0	0	0	0	
26	Rajaram Bhiwaji Gaidhane	27000	0.334	--	--	--	0	0	0	0	
27	Minal Rajaran Gaidhane	7500	0.093	--	--	--	0	0	0	0	
28	Aniruddha Rajaram Gaidhane	7000	0.087	--	--	--	0	0	0	0	
29	Vaishali Rajaram Gaidhane	1000	0.012	--	--	--	0	0	0	0	
30	Shirish Mahadeo Harode	5000	0.062	--	--	--	0	0	0	0	
31	Nanda Shirish Harode	2500	0.031	--	--	--	0	0	0	0	
32	Sameer Sanatkumar Deshpande	2500	0.031	--	--	--	0	0	0	0	
33	Kishore Ramchandra Mantri	1000	0.012	--	--	--	0	0	0	0	
34	Vishwas Shrikant Deshpande	500	0.006	--	--	--	0	0	0	0	
35	Hemant Omkarrao Thakare	1500	0.019	--	--	--	0	0	0	0	
36	Nitin Krishnakant Mudholkar	7000	0.087	--	--	--	0	0	0	0	
37	Asha Sanatkumar Deshpande	2000	0.025	--	--	--	0	0	0	0	
38	Suneel Shrihari Voditel	400	0.005	--	--	--	0	0	0	0	
39	Vrunda Sameer Deshpande	1500	0.019	--	--	--	0	0	0	0	
40	Megha Prashant Joshi	500	0.006	--	--	--	0	0	0	0	
41	Prashant Suresh Joshi/Megha P. Joshi	30000	0.371	--	--	--	0	0	0	0	
42	Jyotsna Anup Kekre	500	0.006	--	--	--	0	0	0	0	
43	Anil Jayramji Bambole	500	0.006	--	--	--	0	0	0	0	
44	Swaroop Sanjay Narke	500	0.006	--	--	--	0	0	0	0	
45	Trupti Nitin Mudholkar	1000	0.012	--	--	--	0	0	0	0	
46	Niranjana Shripad Kale	3000	0.037	--	--	--	0	0	0	0	
47	Sudhir Shrihari Voditel	1000	0.012	--	--	--	0	0	0	0	
48	Vasudha Shripad Kale	4000	0.050	--	--	--	0	0	0	0	
49	Anand Gopal Huprikar	18000	0.223	--	--	--	0	0	0	0	
50	Bhalchandra Ram Ketkar	4000	0.050	--	--	--	0	0	0	0	
51	Deepak Kamath	2300	0.028	--	--	--	0	0	0	0	
52	Chandrashekar Shankarrao Deollikar	2500	0.031	--	--	--	0	0	0	0	
53	Devdatta Dhnananjay Bakde	1000	0.012	--	--	--	0	0	0	0	
54	Dayaram Bhagwanji Naraware	500	0.006	--	--	--	0	0	0	0	
55	Pandurang Dashrath Kalaskar	2500	0.031	--	--	--	0	0	0	0	

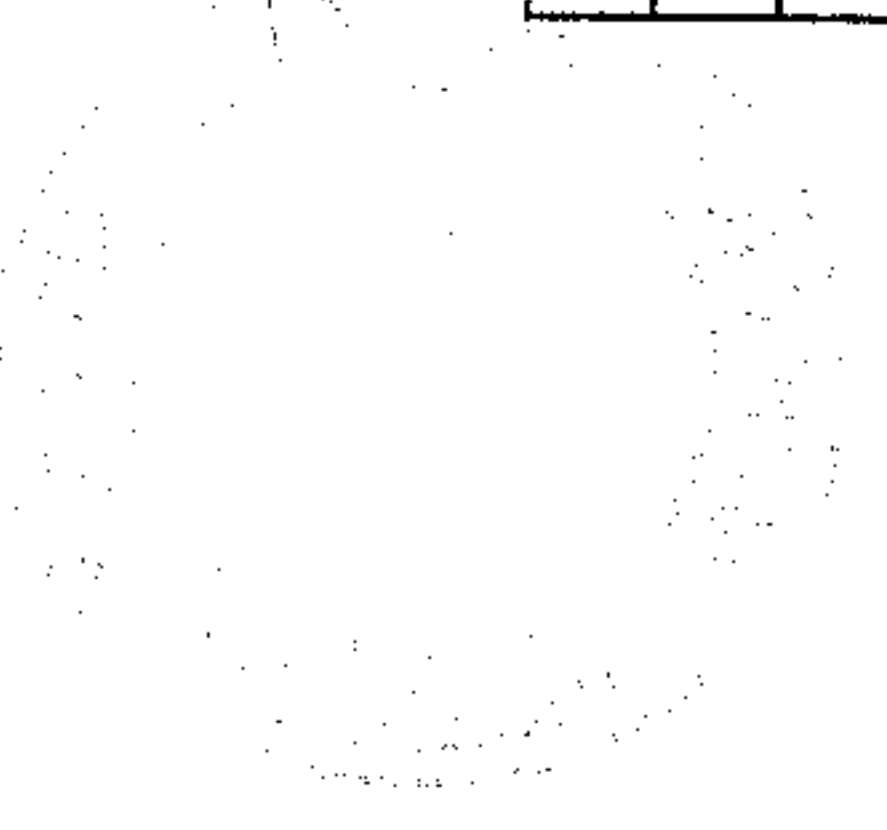
*Handwritten signature*

Sr. No.	Name of the Shareholders	Total Number of Shares held			Shares pledged or otherwise encumbered			Details of warrants		Details of convertible securities		Total shares (including underlying shares assuming full)
56	Dhananjay Vishnuji Bakde	1500	0.019	--	--	--	0	0	0	0	0	
57	Manda Keshavrao Sonkusare	2000	0.025	--	--	--	0	0	0	0	0	
58	Baburao Ramji Bokde	1000	0.012	--	--	--	0	0	0	0	0	
59	Keshav Pandurang Manummare	1500	0.019	--	--	--	0	0	0	0	0	
60	Dattu Balaji Kalamkar	1000	0.012	--	--	--	0	0	0	0	0	
61	Dattu Pandurang Manummare	1000	0.012	--	--	--	0	0	0	0	0	
62	Ashok Baburaoji Sapate	1000	0.012	--	--	--	0	0	0	0	0	
63	Manorama Prabhakar Patil	3000	0.037	--	--	--	0	0	0	0	0	
64	Sunil Madhukar Rambhal	1000	0.012	--	--	--	0	0	0	0	0	
65	Sushma Sunil Rambhal	1500	0.019	--	--	--	0	0	0	0	0	
66	Prabhakar Sukhdeo Patil	1500	0.019	--	--	--	0	0	0	0	0	
67	Alka Ashok Sapate	500	0.006	--	--	--	0	0	0	0	0	
68	Sushil Tukarn Kohade	2000	0.025	--	--	--	0	0	0	0	0	
69	Varsha Nikhil Mendhakar	1500	0.019	--	--	--	0	0	0	0	0	
70	Nikhil Tukaram Mendhakar	1000	0.012	--	--	--	0	0	0	0	0	
71	Rajesh Pandurang Manummare	2000	0.025	--	--	--	0	0	0	0	0	
72	Ahilyabai Shankarrao Deollikar	1000	0.012	--	--	--	0	0	0	0	0	
73	Seema Chandrashekar Deollikar	1000	0.012	--	--	--	0	0	0	0	0	
74	Suman Tukaram Kohade	1000	0.012	--	--	--	0	0	0	0	0	
75	Prakash Vinayak Bedekar	1500	0.019	--	--	--	0	0	0	0	0	
76	Saguna Vinayak Pathak	2500	0.031	--	--	--	0	0	0	0	0	
77	Ravi Shriram Joshi	1300	0.016	--	--	--	0	0	0	0	0	
78	Ram Dinkar Pathak	200	0.002	--	--	--	0	0	0	0	0	
79	Shivani Ravi Joshi	3500	0.043	--	--	--	0	0	0	0	0	
80	Vihai Balawant Joshi	500	0.006	--	--	--	0	0	0	0	0	
81	Nanda Kiranrao Deshpande	800	0.010	--	--	--	0	0	0	0	0	
82	Hira Ravi Mahajan	1000	0.012	--	--	--	0	0	0	0	0	
83	Vimal Dattatraya Mahajan	1000	0.012	--	--	--	0	0	0	0	0	
84	Dattatraya Trimbak Mahajan	1000	0.012	--	--	--	0	0	0	0	0	
85	Pappusingh Jamatsingh	1000	0.012	--	--	--	0	0	0	0	0	
86	Bhanu Rajan Mahajan	1000	0.012	--	--	--	0	0	0	0	0	
87	Rajan Dattatraya Mahajan	1000	0.012	--	--	--	0	0	0	0	0	
88	Kishore Amammal Jashnani	1000	0.012	--	--	--	0	0	0	0	0	
89	Rajesh Amammal Jashnani	1000	0.012	--	--	--	0	0	0	0	0	
90	Ravi Dattatraya Mahajan	1000	0.012	--	--	--	0	0	0	0	0	

*Ambedkar*

Sr. No.	Name of the Shareholders	Total Number of Shares held	Shares pledged or otherwise encumbered			Details of warrants		Details of convertible securities		Total shares (including underlying shares assuming full)
91	Rajendraprasad Kamalprasad Awasthi	2500	0.031	--	--	--	0	0	0	0
92	Sumeedha Ram Pathak	1500	0.019	--	--	--	0	0	0	0
93	Suman Shriram Joshi	500	0.006	--	--	--	0	0	0	0
94	Smita Vijay Joshi	500	0.006	--	--	--	0	0	0	0
95	Shubhangi Suresh Pathak	500	0.006	--	--	--	0	0	0	0
96	Jairam Moreswar Telang	1000	0.012	--	--	--	0	0	0	0
97	Madhav Atulchandra Bapat	1000	0.012	--	--	--	0	0	0	0
98	Mandeep Pappusingh Bagga	1000	0.012	--	--	--	0	0	0	0
99	Vijay Vithal Joshi	1000	0.012	--	--	--	0	0	0	0
100	Vikram Pandurang Nene	1000	0.012	--	--	--	0	0	0	0
101	Prakash Pandurang Paurikar	2500	0.031	--	--	--	0	0	0	0
102	Vijay Radheshyam Pandit	1000	0.012	--	--	--	0	0	0	0
103	Rajendra Madhukar Ninawe	500	0.006	--	--	--	0	0	0	0
104	Alka chandraban Sadawarte	2500	0.031	--	--	--	0	0	0	0
105	Vithalbai Ghanshyamji Kharbikar	2500	0.031	--	--	--	0	0	0	0
106	Bhaurao Ghanshyamji Kharbikar	2500	0.031	--	--	--	0	0	0	0
107	Usha Omrao Kharbikar	1000	0.012	--	--	--	0	0	0	0
108	Vinayak Ramji Barapatre	500	0.006	--	--	--	0	0	0	0
109	Sundartai Mahadeo Kharbikar	500	0.006	--	--	--	0	0	0	0
110	Kalpna Trilokchand Sorte	1800	0.022	--	--	--	0	0	0	0
111	Bhaskar Ramji Thakare	1000	0.012	--	--	--	0	0	0	0
112	Kanjibhai Harilal Megad	1000	0.012	--	--	--	0	0	0	0
113	Sangeeta Shankar Sadawarte	2000	0.025	--	--	--	0	0	0	0
114	Shankar Gyandeo Sadawarte	2500	0.031	--	--	--	0	0	0	0
115	Vijay Vishwanath Sorte	1000	0.012	--	--	--	0	0	0	0
116	Shivaji Gangadasji Patel	500	0.006	--	--	--	0	0	0	0
117	Raajibhai Marji Patel	500	0.006	--	--	--	0	0	0	0
118	Gunderao Gulabrao Kadu	500	0.006	--	--	--	0	0	0	0
119	Bhaiyaji Kondbaji Pongade	500	0.006	--	--	--	0	0	0	0
120	Indumati Narednera Sorte	1200	0.015	--	--	--	0	0	0	0
121	Sunil Vishwanath Sorte	500	0.006	--	--	--	0	0	0	0
122	Punjabrao Lahanuji Ambhore	100	0.001	--	--	--	0	0	0	0
123	Sadhana Rameshwaji Mohad	2500	0.031	--	--	--	0	0	0	0
124	Keshav Bhaskarrao Chandurkar	500	0.006	--	--	--	0	0	0	0
125	Keju Ganpatrao Barapatre	1000	0.012	--	--	--	0	0	0	0

*Handwritten signature/initials*





Sr. No.	Name of the Shareholders	Total Number of Shares held		Shares pledged or otherwise encumbered			Details of warrants		Details of convertible securities	Total shares (including underlying shares assuming full)
126	Pushpa Amrut Lambat	34600	0.428	--	--	0	0	0	0	0
127	Amrut Keshav Lambat	175500	2.172	--	--	0	0	0	0	0
128	Laxmibai Keshav Lambat	10000	0.124	--	--	0	0	0	0	0
129	Uday Amrut Lambat	500	0.006	--	--	0	0	0	0	0
130	Preetu Amrut Lambat	2000	0.025	--	--	0	0	0	0	0
	<b>Bodies Corporate</b>									
131	Nagpur Imports & Exports Pvt. Ltd.	1470000	18.192	--	--	0	0	0	0	0
132	Vibrant Marketthemes Pvt. Ltd.	1650000	20.419	--	--	0	0	0	0	0
133	MM-Activ Sci Tech Communications Pvt. Ltd.	100000	1.238	--	--	0	0	0	0	0
134	Mahatma Power and Sugar Limited	300000	3.713	--	--	0	0	0	0	0
	<b>Total</b>	<b>5788800</b>	<b>71.638</b>	<b>1091000</b>	<b>18.85</b>	<b>0</b>	<b>0</b>	<b>0</b>	<b>0</b>	<b>0</b>

For UMRD AGRO COMPLEX LIMITED

  
(ARVIND BAKDE)  
COMPLIANCE OFFICER



31st Mar 2014

(I)(c)(i) Statement showing holding of securities (including shares, warrants, convertible securities) of persons belonging to the category "Public" and holding more than 1% of the total number of shares

Sr. No.	Name of the shareholder	Number of shares held	Shares as a percentage of total number of shares {i.e., Grand Total (A)+(B)+(C) indicated in Statement at para (I)(a) above}	Details of warrants		Details of convertible securities		Total shares (including underlying shares assuming full conversion of warrants and convertible securities) as a % of diluted share capital
				Number of warrants held	As a % total number of warrants of the same class	Number of convertible securities held	% w.r.t total number of convertible securities of the same class	
1	Industrial Investment Bank	120000	1.485	0	0	0	0	0
2	Amrex Marketing Private Limited	150000	1.856	0	0	0	0	0
3	Shri Ajay Kumar Kayan	200000	2.475	0	0	0	0	0
	<b>Total</b>	<b>470000</b>	<b>5.816</b>	<b>0</b>	<b>0</b>	<b>0</b>	<b>0</b>	<b>0</b>

(I)(c)(ii) Statement showing holding of securities (including shares, warrants, convertible securities) of persons (together with PAC) belonging to the category "public" and holding more than 5% of the total number of shares of the Company

Sr. No.	Name(s) of the shareholder(s) and the Persons Acting in Concert (PAC) with them	Number of shares	Shares as a percentage of total number of shares {i.e., Grand Total (A)+(B)+(C) indicated in Statement at para (I)(a) above}	Details of warrants		Details of convertible securities		Total shares (including underlying shares assuming full conversion of warrants and convertible securities) as a % of diluted share capital
				Number of warrants	As a % total number of warrants of the same class	Number of convertible securities held	% w.r.t total number of convertible securities of the same class	
		0	0	0	0	0	0	0
		0	0	0	0	0	0	0
		0	0	0	0	0	0	0
		0	0	0	0	0	0	0

For UMRED AGRO COMPLEX LIMITED

*Arvind Bakde*  
(ARVIND BAKDE)  
COMPLIANCE OFFICER

31st Mar 2014

(I) (d) STATEMENT SHOWING DETAILS OF LOCK-IN SHARES

Sr. No.	Name of the Shareholders	Number of Shares	Shares as a %age of total number of shares (i.e. Grand Total (A) +(B)+(C) indicated in Statement at para (1) (a)
		0	0.000
	Total	0	0.000


(II) (a) STATEMENT SHOWING DETAILS OF DEPOSITORY RECEIPTS (DRs)

Sr. No.	Types of outstanding DR (ADRs, GDRs, SDRs etc)	Number of outstanding DRs.	Number of Shares underlying outstanding DRs.	Shares underlying outstanding DRs as a percentage of total number of shares (i.e. Grand Total (A+B+C) indicated in statement at para (I) (a) above)
1	--	--	--	--
2	--	--	--	--
	Total	--	--	--

(II) (b) STATEMENT SHOWING DETAILS OF DEPOSITORY RECEIPTS (DRs) WHERE UNDERLYING SHARES ARE IN EXCESS OF 1% OF THE TOTAL NUMBER OF SHARES

Sr. No.	Name of the DR Holder	Types of outstanding DR (ADRs, GDRs, SDRs etc)	Number of Shares underlying outstanding DRs.	Shares underlying outstanding DRs as a percentage of total number of shares (i.e. Grand Total (A+B+C) indicated in statement at para (I) (a) above)
1	--	--	--	--
2	--	--	--	--
	Total	--	--	--

For UMRED AGRO COMPLEX LIMITED

  
(ARVIND BAKDE)  
COMPLIANCE OFFICER