

Regd. Off. : 4th Floor, Gupta Tower,
Science College Road, Civil Lines,
Nagpur-440010, MH, INDIA
Contact : 0712-2551144 / 2551155
Email : info@cianindustries.com
Website : www.cianindustries.com
CIN: L15142MH1985PLC037493



Date: 12th November, 2021

To,
Department of Corporate Services,
BSE Ltd.
Phiroze Jeejeebhoy Towers
Dalal Street, Mumbai- 400 001

SCRIP CODE: 519477 SCRIP ID: CIANAGRO

Sub: Outcome of Board Meeting held on 12th November, 2021

Dear Sir/ Madam,

Pursuant to the provisions of Regulation 30 of SEBI (Listing Obligations and Disclosure Requirements) Regulations, 2015, we wish to inform you that the Board of Directors of the Company at their meeting held today i.e. 12th November, 2021, *inter alia* considered the following:

1. Approved the Un-audited (Standalone & Consolidated) Financial Results of the Company for the quarter and half year ended 30th September, 2021.

In terms of provisions of Regulation 33 of SEBI (Listing Obligations and Disclosure Requirements) Regulations, 2015, we are enclosing herewith the following:

- a. A copy of Un-Audited (Standalone & Consolidated) Financial Results for the quarter and half year ended 30th September, 2021.
- b. Limited Review Report received from the Statutory Auditor of the Company on the Un-Audited (Standalone & Consolidated) Financial Results for the quarter and Half year ended 30th September, 2021.

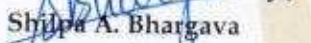
The meeting of the Board of Directors commenced at 05:00 p.m. and concluded at 7:50 p.m.

Kindly take the above on your record.

Thanking you,

Yours faithfully,

For CIAN Agro Industries & Infrastructure Limited


Shilpa A. Bhargava
Company Secretary & Compliance Officer
M. No.: ACS 36207



Encl.: As above

P. G. JOSHI & Co.

CHARTERED ACCOUNTANTS

Limited Review Report on Standalone Financial Results

To
The Board of Directors,
CIAN Agro Industries & Infrastructure Limited,
Nagpur

We have reviewed the accompanying statement of unaudited financial results of CIAN Agro Industries & Infrastructure Limited for the Quarter ended 30th September 2021 ("the Statement"). This statement is the responsibility of the Company's Management and has been prepared in accordance with the recognition and measurement principles laid down in Indian Accounting Standard 34 (IND AS 34) for Interim Financial Reporting, prescribed, under Section 133 of the Companies Act, 2013 read with the relevant rules issued thereafter; or by the Institute of Chartered Accountant of India, as applicable and other accounting principles generally accepted in India.

We conducted our review of the Statement in accordance with the Standard on Review Engagements (SRE) 2410 "Review of Interim Financial Information Performed by the Independent Auditor of the Entity", issued by the Institute of Chartered Accountants of India. This standard requires that we plan and perform the review to obtain moderate assurance as to whether the financial statements are free of material misstatement. A review is limited primarily to inquiries of company personnel and analytical procedures applied to financial data and thus, provides less assurance than an audit. We have not performed an audit and accordingly, we do not express an audit opinion.

Based on our review conducted as above, nothing has come to our attention that causes us to believe that the accompanying statement of unaudited financial results prepared in accordance with applicable accounting standards and other recognized accounting practices and policies has not disclosed the information required to be disclosed in terms of Regulation 33 of the SEBI (Listing Obligations and Disclosure Requirements) Regulations, 2015, as amended, read with the circular, including the manner in which it is to be disclosed, or that it contains any material misstatement.

Place: Nagpur
Date: 12/11/2021
UDIN: 21038193AAAAEZ3284



For P. G. Joshi & Co.
Chartered Accountants
FRN 104461W

CA Ashutosh Joshi
Partner
Membership No: 038193

Regd. Off. : 4th Floor, Gupta Tower,
Science College Road, Civil Lines,
Nagpur-440010, MH, INDIA
Contact : 0712-2551144 / 2551155
Email : info@cianindustries.com
Website : www.cianindustries.com
CIN: L15142MH1985PLC037493



CIAN Agro Industries & Infrastructure Limited

STATEMENT OF UNAUDITED STANDALONE FINANCIAL RESULTS FOR THE QUARTER AND HALF YEAR ENDED 30TH SEPTEMBER, 2021 (Rupees in Lacs)

Sr. No.	Particulars	Quarter Ended			Half Year Ended		Year Ended
		30-09-21	30-06-21	30-09-20	30-09-21	30-09-20	31-03-21
		Unaudited	Unaudited	Unaudited	Unaudited	Unaudited	Audited
1	Revenue from Operations						
	Net Sales/Income from Operations	5,635.09	7,379.01	5,322.58	13,014.09	9,336.52	26,549.21
	Other Income	11.56	4.20	28.56	15.75	33.54	230.00
	Total Income from Operations (net)	5,646.64	7,383.20	5,351.14	13,029.84	9,370.07	26,779.21
2	Expenses						
	(a) Cost of Materials consumed	5,004.08	6,920.74	2,449.19	11,924.82	2,729.47	13,351.39
	(b) Purchase of stock-in-trade	225.87	281.34	3,444.06	507.21	5,790.65	11,206.72
	(c) Changes in inventories of finished goods, Work-in-progress and stock-in-trade	(609.20)	(950.09)	(1,699.37)	(1,559.30)	(784.25)	(2,133.04)
	(d) Employee benefits expense	125.99	122.76	121.59	248.74	234.44	521.21
	(e) Finance Costs	272.00	333.92	557.04	605.93	701.51	1,511.31
	(f) Depreciation and Ammortisation Expense	157.01	146.96	146.80	303.97	293.63	589.03
	(g) Other expenses	433.87	460.80	253.32	894.67	327.33	1,272.17
	Total Expenses	5,609.62	7,316.42	5,272.64	12,926.04	9,292.78	26,318.79
3	Profit / (Loss) before exceptional items & taxes (1-2)	37.02	66.78	78.50	103.81	77.29	460.42
4	Exceptional Items	-	-	-	-	-	-
5	Profit / (Loss) from ordinary activities before tax (3+4)	37.02	66.78	78.50	103.81	77.29	460.42
6	Tax expense						
	(1) Current Tax	-	-	-	-	-	-
	(2) Deferred Tax	0.96	10.88	(19.59)	11.84	(13.57)	195.64
7	Net Profit/(Loss) from ordinary activities after tax (5-6)	36.06	55.91	98.09	91.97	90.86	264.78
8	Other Comprehensive Income						
	(A) (i) Items that will not be reclassified to Profit or Loss	57.76	57.76	57.76	115.51	115.51	233.30
	(A) (ii) Income tax related to Items that will not be reclassified to Profit or Loss	15.02	15.02	15.02	30.03	30.03	60.07
	(B) (i) Items that will be reclassified to Profit or Loss	-	-	-	-	-	-
	(B) (ii) Income tax related to Items that will be reclassified to Profit or Loss	-	-	-	-	-	-
9	Total Comprehensive Income for the period (Comprising Profit/Loss and Other comprehensive income for the period) (7+8)	108.84	128.68	170.87	237.52	236.41	558.15
10	Paid up equity shares (Face value of Rs. 10 each)	27,985,895.00	27,985,895.00	27,985,895.00	27,985,895.00	27,985,895.00	27,985,895.00
11	Earnings per equity share						
	(i) Basic	0.13	0.20	0.35	0.33	0.32	0.95
	(ii) Diluted	0.13	0.20	0.35	0.33	0.32	0.95

For CIAN Agro Industries & Infrastructure Ltd.

Place: Nagpur
Date: 12-11-2021



Company Secretary & Compliance Officer

S. Bhargava
Shilpa Bhargava

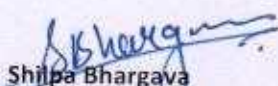
Notes: (Standalone unaudited financial results)

1. The above financial results were reviewed and recommended by the Audit Committee and approved by the Board of Directors at their meeting held on 12th November, 2021.
2. The above results for the quarter ended on 30th September, 2021 has been prepared in accordance with the Companies (Indian Accounting Standards) Rules, 2015 (Ind AS), prescribed under Section 133 of the Companies Act, 2013, and other recognized accounting practices and policies to the extent applicable.
3. Segment information has been presented in respect of consolidated financial results only.
4. With the applicability of Goods and Service Tax (GST) effective 1st July, 2017, revenue from operations is disclosed net of GST.
5. The company has an outstanding liability towards payment of statutory dues i.e., TDS & TCS of Rs.111.14 Lakhs, Provident Fund of Rs.10.60 Lakhs, ESIC of Rs.1.75 Lakhs and Professional Tax of Rs. 1.27 Lakhs as on 30th September 2021.
6. The company is in the process of filing GST return i.e., GSTR-3B for the month of September 2021.
7. The investments are carried at the cost less impairment provision, if any. The Company is responsible for assessing the investments for any indicators of impairment. We have verified the existence and the rights of the Company on the investments in shares of subsidiaries.
8. The company gave a discount of \$10837 (INR 791642/-) to its customer Mithr International against their receivable amount for cosmetic exports.
9. Figures for the quarter ended 30th September, 2021 are the balancing figures between published unaudited figures in respect of the half financial year ended 30th September 2021 and quarter ended 30th June 2021.
10. Figures were rearranged and regrouped wherever found necessary.

For CIAN Agro Industries & Infrastructure Limited

Place: Nagpur

Date: 12/11/2021


Shilpa Bhargava

Company Secretary & Compliance Officer



Regd. Off. : 4th Floor, Gupta Tower,
Science College Road, Civil Lines,
Nagpur-440010, MH, INDIA
Contact : 0712-2551144 / 2551155
Email : info@cianindustries.com
Website : www.cianindustries.com
CIN: L15142MH1985PLC037493



CIAN Agro Industries & Infrastructure Ltd.		
Statement of Cash flows for the half year ended 30th September, 2021		
Particulars	(Rs. in Lakhs)	
	For the period ended 30th Sept, 2021	For the period ended 30th Sept, 2020
A Cash Flow from Operating Activities		
Profit Before Tax	237.52	77.29
Adjustments for non cash & non operating items		
Deferred Tax Asset	-18.20	
Actuarial gain on employee benefits	-	
Current Tax	-	
Effect of Revaluation	-115.51	
Depreciation, Depletion, Amortisation	303.97	293.63
Finance costs	605.93	646.71
Interest Element of Fair Valuation of Security Deposit	-0.47	-0.42
Gain/Loss Form Forex	0.04	0.87
Provisions made/ written off	-4.86	0.66
Interest Income	-9.21	-6.56
Dividend Income	-	-0.35
Interest on lease liability	-	54.80
Impairment loss	-	
Add : Transfer made during the year From Cap Reserve & DTL		
Accounts Written back	-	-10.38
Operating Profit / (Loss) before Working Capital changes	999.20	1,056.26
Working capital adjustments:		
(Increase) / Decrease in Inventory	-1,037.09	-531.67
(Increase) / Decrease in Trade Receivables	1,170.65	-661.01
(Increase) / Decrease in Other current financial assets	-13.86	-6.36
(Increase) / Decrease in Other current assets	3,310.70	-973.68
Increase / (Decrease) in Trade Payables	-2,390.90	173.96
Increase / (Decrease) in Other current financial liabilities	71.27	63.27
Increase / (Decrease) in Provisions	-1.40	988.56
Increase / (Decrease) in Other current liabilities	968.57	1.47
Cash generated / (used) from operations	3,077.14	110.81
Income tax (paid) / refunds (net)	-	91.12
Net cash flow from / (used in) operating activities	3,077.14	201.93
B Cash Flow from Investing Activities		



Addition to Property, Plant and Equipment	-274.29	-
Addition to Capital Work in Progress	-	-
Addition to Intangible Assets	-	-
Investment in share capital of subsidiaries	-6.40	-
Investment in share capital of other Entities	-0.10	-
Fixed deposit with banks	-502.50	-5.08
Loan / Deposit received	-1,350.00	-
Dividend Income	-	0.35
Net Cash Flow from/(used) in Investing Activities	-2,133.29	-4.73
C Cash Flow from Financial Activities		
Long Term Borrowings	-115.42	-17.49
Overdraft / CC facility	-175.85	18.98
Repayment of lease liability	-93.00	-104.57
Finance Cost	-555.02	-
Net Cash Flow from/(used) in Financing Activities	-939.29	-103.07
D Net Increase/(Decrease) in Cash and Cash equivalents (A+B+C)	4.56	94.12
Cash and cash equivalents at the beginning of the year	53.78	-123.75
Cash and cash equivalents at the end of the year	58.34	-29.64
Net increase in Cash and Cash equivalents	4.56	94.12

For CIAN Agro Industries & Infrastructure Limited

Place: Nagpur
Date: 12-11-2021



Shilpa Bhargava
Shilpa Bhargava
Company Secretary & Compliance Officer

Regd. Off. : 4th Floor, Gupta Tower,
Science College Road, Civil Lines,
Nagpur-440010, MH, INDIA
Contact : 0712-2551144 / 2551155
Email : info@cianindustries.com
Website : www.cianindustries.com
CIN: L15142MH1985PLC037493



CIAN Agro Industries & Infrastructure Limited		
STATEMENT OF ASSETS & LIABILITIES AS AT 30TH SEPTEMBER, 2021		
(Rupees in Lacs)		
Particulars	30th Sept, 2021	31st March, 2021
	(Unaudited)	(Audited)
I. ASSETS		
(1) Non-current assets		
(a) Property, Plant and Equipment	6,938.92	6,810.49
(b) Right of Use Assets	703.70	766.95
(c) Capital Work-in-Progress	-	90.89
(d) Goodwill	-	-
(e) Other Intangible assets	17.66	21.60
(f) Intangible assets under development	-	-
(g) Financial Assets		
(i) Investment	316.47	309.97
(ii) Loans	82.15	131.69
(iii) Other non-current financial assets	514.40	6.52
(h) Deferred Tax Assets (net)	-	-
(i) Other Non-current assets	2,507.14	1,107.61
Total non-current assets	11,080.44	9,245.73
(2) Current Assets		
(a) Inventory	11,576.50	10,539.42
(b) Financial Assets		
(i) Investments	-	-
(ii) Trade Receivables	4,175.40	5,345.73
(iii) Cash and cash equivalents	58.34	53.78
(iv) Bank Balances other than (iii) above	135.10	132.20
(v) Others	242.69	228.83
(c) Current Tax Assets (Net)	135.14	124.48
(d) Other current assets	2,670.76	5,991.19
Total current assets	18,993.93	22,415.63
TOTAL ASSETS	30,074.37	31,661.36
II. EQUITY AND LIABILITIES		
(1) Equity		
(a) Equity share capital	2,798.59	2,798.59
(b) Other equity	2,337.71	2,216.17
Total equity	5,136.30	5,014.76
(2) Non current liabilities		
(a) Financial liabilities		
- Borrowings	2,399.84	2,515.26
- Lease Liability	806.37	848.46

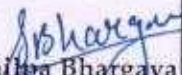


(b) Provisions	89.74	94.60
(c) Deferred tax liabilities (Net)	628.71	646.91
(d) Other non current financial liabilities	7,310.91	7,300.59
Total non-current liabilities	11,235.57	11,405.83
(3) Current liabilities		
(a) Financial liabilities		
(i) Borrowings	7,323.79	7,499.64
(ii) Trade Payables	3,287.46	5,678.00
(iii) Other financial liabilities	280.37	209.10
(b) Other current liabilities	2,776.50	1,818.25
(c) Provisions	34.37	35.77
Total Current liabilities	13,702.50	15,240.76
Total liabilities	24,938.07	26,646.59
TOTAL EQUITY AND LIABILITIES	30,074.37	31,661.36

For CIAN Agro Industries & Infrastructure Ltd.


 Place: Nagpur
 Date: 12-11-2021




 Shilpa Bhargava

Company Secretary & Compliance Officer

P. G. JOSHI & Co.

CHARTERED ACCOUNTANTS

Limited Review Report on Consolidated Financial Results

To
The Board of Directors,
CIAN Agro Industries & Infrastructure Limited,
Nagpur

1. We have reviewed the accompanying Statement of Consolidated Unaudited Financial Results of **CIAN Agro Industries & Infrastructure Limited** ("the Parent") and its subsidiaries (the Parent and its subsidiaries together referred to as "the Group"), for the quarter ended 30th September 2021 ("the Statement"), being submitted by the Parent pursuant to the requirement of Regulation 33 of the SEBI (Listing Obligations and Disclosure Requirements) Regulations, 2015.
2. This Statement, which is the responsibility of the Parent's Management and approved by the Parent's Board of Directors, has been prepared in accordance with the recognition and measurement principles laid down in Indian Accounting Standard 34 "Interim Financial Reporting" ("Ind AS 34"), prescribed under Section 133 of the Companies Act, 2013, and other accounting principles generally accepted in India. Our responsibility is to express a conclusion on the Statement based on our review.
3. We conducted our review of the Statement in accordance with the Standard on Review Engagements (SRE) 2410 "Review of Interim Financial Information Performed by the Independent Auditor of the Entity", issued by the Institute of Chartered Accountants of India. A review of interim financial information consists of making inquiries, primarily of persons responsible for financial and accounting matters, and applying analytical and other review procedures. A review is substantially less in scope than an audit conducted in accordance with Standards on Auditing and consequently does not enable us to obtain assurance that we would become aware of all significant matters that might be identified in an audit. Accordingly, we do not express an audit opinion.

We also performed procedures in accordance with the circular issued by the SEBI under Regulation 33 (8) of the SEBI (Listing Obligations and Disclosure Requirements) Regulations, 2015, as amended, to the extent applicable.

4. The Statement includes the results of the following entities:
 - a. Hestian Infraproject Developers Private Limited
 - b. Cian Agro LLC
 - c. INBD Express Private Limited.
5. Based on our review conducted and procedures performed as stated in paragraph 3 above and based on the consideration of the review reports of other auditors referred to in paragraph 7 below, nothing has come to our attention that causes us to believe that the accompanying Statement, prepared in accordance with the recognition and measurement principles laid down



in the aforesaid Indian Accounting Standard and other accounting principles generally accepted in India, has not disclosed the information required to be disclosed in terms of Regulation 33 of the SEBI (Listing Obligations and Disclosure Requirements) Regulations, 2015, as amended, including the manner in which it is to be disclosed, or that it contains any material misstatement

6. We did not review the interim financial statements of above specified subsidiaries included in the consolidated unaudited financial results, whose interim financial statements reflect total net profit/(loss) after tax of Rs.83.80 Lakhs and total comprehensive income / (loss) of Rs.229.15 Lakhs, for the quarter ended 30th September 2021 as considered in the consolidated unaudited financial results.
7. Our conclusion on the Statement is not modified in respect of the above matter.

Place: Nagpur

Date: 12/11/2021

UDIN: 21038193AAAFA4200



For P. G. Joshi & Co.

Chartered Accountants

FRN 104461W

A handwritten signature in blue ink that reads 'Ashutosh Joshi'.

CA Ashutosh Joshi

Partner

Membership No: 038193

Regd. Off. : 4th Floor, Gupta Tower,
Science College Road, Civil Lines,
Nagpur-440010, MH, INDIA
Contact : 0712-2551144 / 2551155
Email : info@cianindustries.com
Website : www.cianindustries.com
CIN: L15142MH1985PLC037493



CIAN Agro Industries & Infrastructure Limited

STATEMENT OF UNAUDITED CONSOLIDATED FINANCIAL RESULTS FOR THE QUARTER AND HALF YEAR ENDED 30TH SEPTEMBER, 2021 (Rupees in Lacs)

Sr. No.	Particulars	Quarter Ended			Half Year Ended		Year Ended
		30-09-21	30-06-21	30-09-20	30-09-21	30-09-20	31-03-21
		Unaudited	Unaudited	Unaudited	Unaudited	Unaudited	Audited
1	Revenue from Operations						
	Net Sales/Income from Operations	5,635.09	7,179.01	5,322.58	13,014.09	9,336.52	26,549.21
	Other Income	31.56	4.19	28.56	15.75	33.54	230.00
	Total Income from Operations (net)	5,666.64	7,383.20	5,351.14	13,029.84	9,370.07	26,779.21
2	Expenses						
	(a) Cost of Materials consumed	5,004.08	6,920.74	2,449.19	11,924.82	2,729.47	13,351.39
	(b) Purchase of stock-in-trade	225.87	281.34	3,444.06	507.21	5,790.65	11,206.72
	(c) Changes in inventories of finished goods, Work-in-progress and stock-in-trade	(609.20)	(950.09)	(1,699.37)	(1,559.30)	(784.25)	(2,133.04)
	(d) Employee benefits expense	127.42	127.37	121.99	254.78	234.44	521.21
	(e) Finance Costs	272.00	333.92	557.04	605.93	701.51	1,511.31
	(f) Depreciation and Ammortisation Expense	157.01	146.96	146.80	303.97	293.63	589.03
	(g) Other expenses	435.68	461.12	253.32	896.80	327.33	1,276.39
	Total Expenses	5,612.86	7,321.35	5,272.64	12,934.20	9,292.78	26,323.01
3	Profit / (Loss) before exceptional items & taxes (1-2)	33.78	61.85	78.50	95.63	77.29	456.20
4	Exceptional Items	-	-	-	-	-	-
5	Profit / (Loss) from ordinary activities before tax (3+4)	33.78	61.85	78.50	95.63	77.29	456.20
6	Tax expense						
	(1) Current Tax	-	-	-	-	-	-
	(2) Deferred Tax	0.96	10.88	(19.59)	11.84	(13.52)	195.64
7	Net Profit/(Loss) from ordinary activities after tax (5-6)	32.82	50.97	98.09	83.80	90.86	260.56
8	Other Comprehensive Income						
	(A) (i) Items that will not be reclassified to Profit or Loss	57.56	57.76	57.76	115.32	115.51	233.30
	(A) (ii) income tax related to items that will not be reclassified to Profit or Loss	15.02	15.02	15.02	30.03	30.03	60.07
	(B) (i) Items that will be reclassified to Profit or Loss	-	-	-	-	-	-
	(B) (ii) income tax related to items that will be reclassified to Profit or Loss	-	-	-	-	-	-
9	Total Comprehensive income for the period (Comprising Profit/Loss and Other comprehensive income for the period) (7+8)	105.41	123.75	170.87	229.15	236.41	553.93
	Net Profit Attributable to :						
	(a) Owners of the Company	32.86	50.97	98.09	83.84	90.86	260.56
	(b) Non-Controlling Interest	(0.04)	-	-	(0.04)	-	-
	Other Comprehensive Income attributable to :						
	(a) Owners of the Company	72.58	72.77	72.77	145.36	145.55	293.37
	(b) Non-Controlling Interest	-	-	-	-	-	-
	Total Comprehensive Income attributable to :						
	(a) Owners of the Company	105.44	123.75	170.87	229.19	236.41	553.93
	(b) Non-Controlling Interest	(0.04)	-	-	(0.04)	-	-
10	Paid up equity shares (Face value of Rs. 10 each)	27,985,895.00	27,985,895.00	27,985,895.00	27,985,895.00	27,985,895.00	27,985,895.00
11	Earnings per equity share						
	(i) Basic	0.12	0.18	0.35	0.30	0.32	0.93
	(ii) Diluted	0.12	0.18	0.35	0.30	0.32	0.93

For CIAN Agro Industries & Infrastructure Ltd.

Place: Nagpur
Date: 12-11-2021



Shilpa Bhargava
Company Secretary & Compliance Officer


Notes: (Consolidated unaudited financial results)

1. The above financial results were reviewed and recommended by the Audit Committee and approved by the Board of Directors at their meeting held on 12th November, 2021.
2. The above results for the quarter ended on 30th September, 2021 has been prepared in accordance with the Companies (Indian Accounting Standards) Rules, 2015 (Ind AS), prescribed under Section 133 of the Companies Act, 2013, and other recognized accounting practices and policies to the extent applicable.
3. Consolidated results include financial results of the two (2) wholly owned subsidiaries and a partially owned subsidiary.
 - a. Hestian Infraproject Developers Private Limited
 - b. Cian Agro LLC
 - c. INBD Express Private Limited
4. The company has incorporated a Joint Venture/Subsidiary Company under the name INBD Express Private Limited. The percentage of shareholding in the said company is 60%.The subsidiary is yet to commence its business operation.
5. Where financial results are declared for both consolidated and standalone entity, segment information may be presented only in the case of consolidated financial results. The company has three reportable segments- Agro, Healthcare and Infrastructure Divisions.
6. The company has an outstanding liability towards payment of statutory dues i.e., TDS & TCS of Rs.111.14 Lakhs, Provident Fund of Rs.10.60 Lakhs, ESIC of Rs.1.75 Lakhs and Professional Tax of Rs.1.27 Lakhs as on 30th September 2021.
7. With the applicability of Goods and Service Tax (GST) effective 1st July, 2017, revenue from operations is disclosed net of GST.
8. The company restated the Consolidated Comparative Figures for the year ending 31st March 2021 & quarter ending 30th June 2021 giving disclosure for prior period items.
9. Figures for the quarter ended 30th September, 2021 are the balancing figures between published unaudited figures in respect of the half financial year ended 30th September 2021 and quarter ended 30th June 2021.
10. Figures were rearranged and regrouped wherever found necessary.

For CIAN Agro Industries & Infrastructure Limited

Place: Nagpur

Date: 12/11/2021


Shilpa Bhargava
Company Secretary & Compliance Officer



Regd. Off. : 4th Floor, Gupta Tower,
Science College Road, Civil Lines,
Nagpur-440010, MH, INDIA
Contact : 0712-2551144 / 2551155
Email : info@cianindustries.com
Website : www.cianindustries.com
CIN: L15142MH1985PLC037493



CIAN Agro Industries & Infrastructure Limited		
STATEMENT OF CONSOLIDATED ASSETS & LIABILITIES AS AT 30th September, 2021		
(Rupees in Lacs)		
Particulars	30th Sept, 2021 (Unaudited)	31st March, 2021 (Audited)
I. ASSETS		
(1) Non-current assets		
(a) Property, Plant and Equipment	6,938.92	6,810.49
(b) Right of Use Assets	703.70	766.95
(c) Capital Work-in-Progress	-	90.89
(d) Goodwill	-	-
(e) Other Intangible assets	17.66	21.60
(f) Intangible assets under development	-	-
(g) Financial Assets		
(i) Investment	308.59	308.49
(ii) Loans	82.15	131.69
(iii) Other non-current financial assets	514.40	6.52
(h) Deferred Tax Assets (net)	-	-
(i) Other Non-current assets	2,507.14	1,107.61
Total non-current assets	11,072.56	9,244.25
(2) Current Assets		
(a) Inventory	11,576.50	10,539.42
(b) Financial Assets		
(i) Investments	-	-
(ii) Trade Receivables	4,175.40	5,345.73
(iii) Cash and cash equivalents	60.19	53.83
(iv) Bank Balances other than (iii) above	135.10	132.20
(v) Others	242.66	228.82
(c) Current Tax Assets (Net)	135.14	124.48
(d) Other current assets	2,670.76	5,992.19
Total current assets	18,995.75	22,416.68
TOTAL ASSETS	30,068.31	31,660.92
II. EQUITY AND LIABILITIES		
(1) Equity		
(a) Equity share capital	2,798.59	2,798.59
(b) Other equity	2,326.30	2,211.93
(c) Non Controlling Interest	0.36	-
Total equity	5,125.26	5,010.52
(2) Non current liabilities		



(a) Financial liabilities		
- Borrowings	2,399.84	2,515.26
- Lease Liability	806.37	848.46
(b) Provisions	89.74	94.60
(c) Deferred tax liabilities (Net)	628.71	646.91
(d) Other non current financial liabilities	7,310.91	7,300.59
Total non-current liabilities	11,235.57	11,405.83
(3) Current liabilities		
(a) Financial liabilities		
(i) Borrowings	7,323.79	7,499.64
(ii) Trade Payables	3,287.61	5,678.15
(iii) Other financial liabilities	280.37	209.10
(b) Other current liabilities	2,779.01	1,820.55
(c) Provisions	36.70	37.13
Total Current liabilities	13,707.48	15,244.58
Total liabilities	24,943.06	26,650.41
TOTAL EQUITY AND LIABILITIES	30,068.31	31,660.92

For CIAN Agro Industries & Infrastructure Ltd.

Place: Nagpur
Date: 12-11-2021



Shilpa Bhargava
Company Secretary & Compliance Officer

Regd. Off. : 4th Floor, Gupta Tower,
Science College Road, Civil Lines,
Nagpur-440010, MH, INDIA
Contact : 0712-2551144 / 2551155
Email : info@cianindustries.com
Website : www.cianindustries.com
CIN: L15142MH1985PLC037493



CIAN Agro Industries & Infrastructure Ltd.
Statement of Consolidated Cash flows for the Half Year ended 30th September, 2021
(Rs. in Lakhs)

Particulars	For the Half Year ended on 30/09/2021	For the Half Year ended on 30/09/2020
A Cash Flow from Operating Activities		
Profit Before Tax	229.15	77.29
Adjustments for non cash & non operating items		
Deferred Tax Asset	-18.20	-
Current Tax	-	-
Effect of Revaluation	-115.32	-
Depreciation, Depletion, Amortisation	303.97	293.63
Finance costs	605.93	646.71
Interest Element of Fair Valuation of Security Deposit	-0.47	-0.42
Gain/Loss Form Forex	0.04	0.87
Provisions made/ written off	-4.86	0.66
Interest Income	-9.21	-6.56
Dividend income	-	-0.35
Interest on lease liability	-	54.80
Accounts Written back	-	-10.38
Operating Profit / (Loss) before Working Capital changes	991.02	1,056.26
Working capital adjustments:		
(Increase) / Decrease in Inventory	-1,037.09	-531.67
(Increase) / Decrease in Trade Receivables	1,170.65	-661.01
(Increase) / Decrease in Other current financial assets	-13.83	-6.36
(Increase) / Decrease in Other current assets	3,311.70	-973.68
Increase / (Decrease) in Trade Payables	-2,389.53	173.96
Increase / (Decrease) in Other current financial liabilities	71.27	63.27
Increase / (Decrease) in Provisions	-0.44	1.47
Increase / (Decrease) in Other current liabilities	968.78	988.56
Cash generated / (used) from operations	3,072.54	110.81
Income tax (paid) / refunds (net)	-	91.12
Net cash flow from / (used in) operating activities	3,072.54	201.93
B Cash Flow from Investing Activities		
Addition to Property, Plant and Equipment	-274.29	-
Addition to Capital Work in Progress	-	-



Interest Income	-	-
Dividend Income	-	0.35
Net Cash Flow from/(used) in Investing Activities	-2,126.89	-5.73
C Cash Flow from Financial Activities		
Long Term Borrowings	-115.42	-17.49
Overdraft / CC facility	-175.85	18.98
Repayment of lease liability	-93.00	-104.57
Finance Cost	-555.02	-
Net Cash Flow from/(used) in Financing Activities	-939.29	-103.07
D Net Increase/(Decrease) in Cash and Cash equivalents (A+B+C)	6.36	93.12
Cash and cash equivalents at the beginning of the year	53.83	-123.75
Cash and cash equivalents at the end of the year	60.19	-29.64
Net increase in Cash and Cash equivalents	6.36	94.12

For CIAN Agro Industries & Infrastructure Limited

Place: Nagpur

Date: 12-11-2021



Shilpa Bhargava
Shilpa Bhargava

Company Secretary & Compliance Officer



Regd. Off. : 4th Floor, Gupta Tower,
Science College Road, Civil Lines,
Nagpur-440010, MH, INDIA
Contact : 0712-2551144 / 2551155
Email : info@cianindustries.com
Website : www.cianindustries.com
CIN: L15142MH1985PLC037493



CIAN Agro Industries & Infrastructure Limited

STATEMENT OF CONSOLIDATED SEGMENTWISE REVENUE AND CAPITAL EMPLOYED FOR THE SECOND QUARTER AND HALF YEAR ENDED 30TH SEPTEMBER, 2021 (Rupees in Lacs)

Serial Nos	Particulars	Quarter Ended			Half Year Ended		Year Ended
		30-09-21	30-06-21	30-09-20	30-09-21	30-09-20	31-03-21
		Unaudited	Unaudited	Unaudited	Unaudited	Unaudited	Audited
1	Segment Revenue(Net sale/Income from operation)						
	Segment-Agro Division	5,159.81	7,285.80	4,605.68	12,445.61	8,004.04	22,781.98
	Segment-Healthcare Division	92.36	41.82	27.77	134.17	31.88	94.59
	Segment-Infrastructure Division	382.91	51.39	689.13	434.31	1,300.60	3,672.64
	Total	5,635.09	7,379.01	5,322.58	13,014.09	9,336.52	26,549.21
	Less: Inter segment Revenue	-	-	-	-	-	-
	Add: Other Income	11.56	4.19	28.78	15.75	33.55	230.00
	Net sales/Income From Operations	5,646.64	7,383.20	5,351.36	13,029.84	9,370.07	26,779.21
2	Segment Results (Profit)(+)/ Loss (-) before tax and interest from Each segment)						
	Segment-Agro Division	598.05	445.16	(159.11)	1,043.21	(238.27)	370.47
	Segment-Healthcare Division	(4.21)	(13.30)	(10.44)	(17.51)	(20.58)	(59.39)
	Segment-Infrastructure Division	(320.24)	(66.26)	777.68	(386.50)	977.86	1,529.01
	Total	273.60	365.60	608.14	639.20	719.01	1,840.09
	Less:						
	(i) Interest	239.82	303.75	529.64	543.57	641.71	1,381.24
	(ii) Other Un-allocable Expenditure	-	-	-	-	-	-
	(iii) Un-allocable income	-	-	-	-	-	-
	Total profit after interest before tax	33.78	61.85	78.50	95.63	77.29	458.85
3	Capital Employed (Segment assets – Segment Liabilities)						
	Segment-Agro Division	(1,765.47)	(2,353.00)	(3,304.81)	(1,765.47)	(3,304.81)	(2,776.01)
	Segment-Healthcare Division	751.50	755.71	808.14	751.50	808.14	769.00
	Segment-Infrastructure Division	292.38	770.12	1,227.85	292.38	1,227.85	1,059.51
	Un-allocated	2,798.59	2,798.59	2,798.59	2,798.59	2,798.59	2,798.59

For CIAN Agro Industries & Infrastructure Limited

Place: Nagpur
Date: 12-11-2021



Shilpa Bhargava
Company Secretary & Compliance Officer